

Supplementary table 3 Boundary dimensions of single direction thrust bearings (with flat back faces) – diameter series 0, 1, 2, 3, 4, 5 –

Unit : mm

Thrust ball brg. Spherical thrust roller bearings	Diameter series 0										Diameter series 1										Diameter series 2										Diameter series 3										Diameter series 4										Diameter series 5																																																																																																																																																																																																																																																																																																																																																																																																																																																																																																																																																																																																																																																																																																																																																																																																																																																																																																																																																																																																																																																																																																																																																																																																																																																																																																																																																																																																																																																																																																																																																																																																																																																																																														
	Dimension series					Dimension series					Dimension series					Dimension series					Dimension series					Dimension series					Dimension series					Dimension series					Dimension series					Dimension series					Dimension series																																																																																																																																																																																																																																																																																																																																																																																																																																																																																																																																																																																																																																																																																																																																																																																																																																																																																																																																																																																																																																																																																																																																																																																																																																																																																																																																																																																																																																																																																																																																																																																																																																																																																														
	70	90	10	Height	T	71	91	11	Height	T	72	92	12	Height	T	73	93	13	Height	T	74	94	14	Height	T	75	95	15	Height	T	76	96	16	Height	T	77	97	17	Height	T	78	98	18	Height	T	79	99	19	Height	T	80	100	20	Height	T	81	101	21	Height	T	82	102	22	Height	T	83	103	23	Height	T	84	104	24	Height	T	85	105	25	Height	T	86	106	26	Height	T	87	107	27	Height	T	88	108	28	Height	T	89	109	29	Height	T	90	110	30	Height	T	91	111	31	Height	T	92	112	32	Height	T	93	113	33	Height	T	94	114	34	Height	T	95	115	35	Height	T	96	116	36	Height	T	97	117	37	Height	T	98	118	38	Height	T	99	119	39	Height	T	100	120	40	Height	T	101	121	41	Height	T	102	122	42	Height	T	103	123	43	Height	T	104	124	44	Height	T	105	125	45	Height	T	106	126	46	Height	T	107	127	47	Height	T	108	128	48	Height	T	109	129	49	Height	T	110	130	50	Height	T	111	131	51	Height	T	112	132	52	Height	T	113	133	53	Height	T	114	134	54	Height	T	115	135	55	Height	T	116	136	56	Height	T	117	137	57	Height	T	118	138	58	Height	T	119	139	59	Height	T	120	140	60	Height	T	121	141	61	Height	T	122	142	62	Height	T	123	143	63	Height	T	124	144	64	Height	T	125	145	65	Height	T	126	146	66	Height	T	127	147	67	Height	T	128	148	68	Height	T	129	149	69	Height	T	130	150	70	Height	T	131	151	71	Height	T	132	152	72	Height	T	133	153	73	Height	T	134	154	74	Height	T	135	155	75	Height	T	136	156	76	Height	T	137	157	77	Height	T	138	158	78	Height	T	139	159	79	Height	T	140	160	80	Height	T	141	161	81	Height	T	142	162	82	Height	T	143	163	83	Height	T	144	164	84	Height	T	145	165	85	Height	T	146	166	86	Height	T	147	167	87	Height	T	148	168	88	Height	T	149	169	89	Height	T	150	170	90	Height	T	151	171	91	Height	T	152	172	92	Height	T	153	173	93	Height	T	154	174	94	Height	T	155	175	95	Height	T	156	176	96	Height	T	157	177	97	Height	T	158	178	98	Height	T	159	179	99	Height	T	160	180	100	Height	T	161	181	101	Height	T	162	182	102	Height	T	163	183	103	Height	T	164	184	104	Height	T	165	185	105	Height	T	166	186	106	Height	T	167	187	107	Height	T	168	188	108	Height	T	169	189	109	Height	T	170	190	110	Height	T	171	191	111	Height	T	172	192	112	Height	T	173	193	113	Height	T	174	194	114	Height	T	175	195	115	Height	T	176	196	116	Height	T	177	197	117	Height	T	178	198	118	Height	T	179	199	119	Height	T	180	200	120	Height	T	181	201	121	Height	T	182	202	122	Height	T	183	203	123	Height	T	184	204	124	Height	T	185	205	125	Height	T	186	206	126	Height	T	187	207	127	Height	T	188	208	128	Height	T	189	209	129	Height	T	190	210	130	Height	T	191	211	131	Height	T	192	212	132	Height	T	193	213	133	Height	T	194	214	134	Height	T	195	215	135	Height	T	196	216	136	Height	T	197	217	137	Height	T	198	218	138	Height	T	199	219	139	Height	T	200	220	140	Height	T	201	221	141	Height	T	202	222	142	Height	T	203	223	143	Height	T	204	224	144	Height	T	205	225	145	Height	T	206	226	146	Height	T	207	227	147	Height	T	208	228	148	Height	T	209	229	149	Height	T	210	230	150	Height	T	211	231	151	Height	T	212	232	152	Height	T	213	233	153	Height	T	214	234	154	Height	T	215	235	155	Height	T	216	236	156	Height	T	217	237	157	Height	T	218	238	158	Height	T	219	239	159	Height	T	220	240	160	Height	T	221	241	161	Height	T	222	242	162	Height	T	223	243	163	Height	T	224	244	164	Height	T	225	245	165	Height	T	226	246	166	Height	T	227	247	167	Height	T	228	248	168	Height	T	229	249	169	Height	T	230	250	170	Height	T	231	251	171	Height	T	232	252	172	Height	T	233	253	173	Height	T	234	254	174	Height	T	235	255	175	Height	T	236	256	176	Height	T	237	257	177	Height	T	238	258	178	Height	T	239	259	179	Height	T	240	260	180	Height	T	241	261	181	Height	T	242	262	182	Height	T	243	263	183	Height	T	244	264	184	Height	T	245	265	185	Height	T	246	266	186	Height	T	247	267	187	Height	T	248	268	188	Height	T	249	269	189	Height	T	250	270	190	Height	T	251	271	191	Height	T	252	272	192	Height	T	253	273	193	Height	T	254	274	194	Height	T	255	275	195	Height	T	256	276	196	Height	T	257	277	197	Height	T	258	278	198	Height	T	259	279	199	Height	T	260	280	200	Height	T	261	281	201	Height	T	262	282	202	Height	T	263	283	203	Height	T	264	284	204	Height	T	265	285	205	Height	T	266	286	206	Height	T	267	287	207	Height	T	268	288	208	Height	T	269	289	209	Height	T	270	290	210	Height	T	271	291	211	Height	T	272	292	212	Height	T	273	293	213	Height	T	274	294	214	Height	T	275	295	215	Height	T	276	296	216	Height	T	277	297	217	Height	T	278	298	218	Height	T	279	299	219	Height	T	280	300	220	Height	T	281	301	221	Height	T	282	302	222	Height	T	283	303	223	Height	T	284	304	224	Height	T	285	305	225	Height	T	286	306	226	Height	T	287	307	227	Height	T	288	308	228	Height	T	289	309	229	Height	T	290	310	230	Height	T	291	311	231	Height	T	292	312	232	Height	T	293	313	233	Height	T	294	314	234	Height	T	295	315	235	Height	T	296	316	236	Height	T	297	317	237	Height	T	298	318	238	Height	T	299	319	239	Height	T	300	320	240	Height	T	301	321	241	Height	T	302	322	242	Height	T	303	323	243	Height	T	304	324	244	Height	T	305	325	245	Height	T	306	326	246	Height	T	307	327	247	Height	T	308	328	248	Height	T	309	329	249	Height	T	310	330	250	Height	T	311	331	251	Height	T	312	332	252	Height	T	313	333	253	Height	T	314	334	254	Height	T	315	335	255	Height	T	316	336	256	Height	T	317	337	257	Height	T	318	338	258	Height	T	319	339	259	Height	T	320	340	260	Height	T	321	341	261	Height	T	322	342	262	Height	T	323	343	263	Height	T	324	344	264	Height	T	325	345	265	Height	T	326	346	266	Height	T	327	347	267	Height	T	328	348	268	Height	T	329	349	269	Height	T	330	350	270	Height	T	331	351	271	Height	T	332	352	272	Height	T	333	353	273	Height	T	334	354	274	Height	T	335	355	275	Height	T	336	356	276	Height	T	337	357	277	Height	T	338	358	278	Height	T	339	359	279	Height	T	340	360	280	Height	T	341	361	281	Height	T	342	362	282	Height	T	343	363	283	Height	T	344	364	284	Height	T	345	365	285	Height	T	346	366	286	Height	T	347	367	287	Height	T	348	368	288	Height	T	349	369	289	Height	T	350	370	290	Height	T	351	371	291	Height	T	352	372	292	Height	T	353	373	293	Height	T	354	374	294	Height	T	355	375	295	Height	T	356	376	296	Height	T	357	377	297	Height	T	358	378	298	Height	T	359	379	299	Height	T	360	380	300	Height	T	361	381	301	Height	T	362	382	302	Height	T	363	383	303	Height	T	364	384	304	Height	T	365	385	305	Height	T	366	386	306	Height	T	367	387	307	Height	T	368	388	308	Height	T	369	389	309	Height	T	370	390	310	Height	T	371	391	311	Height	T	372	392	312	Height	T	373	393	313	Height	T	374	394	314	Height	T	375	395	315	Height	T	376	396	316	Height	T	377	397	317	Height	T	378	398	318	Height	T	379	399	319	Height	T	380	400	320	Height	T	381	401	321	Height	T	382	402	322	Height	T	383	403	323	Height	T	384	404	324	Height	T	385	405	325	Height	T	386	406	326	Height	T	387	407	327	Height	T	388	408	328	Height	T	389	409	329	Height	T	390	410	330	Height	T	391	411	331	Height	T	392	412	332	Height	T	393	413	333	Height	T	394	414	334	Height	T	395	415	335	Height	T	396	416	336	Height	T	397	417	337	Height	T	398	418	338	Height	T	399	419	339	Height	T	400	420	340	Height	T	401	421	341	Height	T	402	422	342	Height	T	403	423	343	Height	T	404	424	344	Height	T	405	425	345	Height	T	406

Supplementary table 4 Boundary dimensios of double direction thrust ball bearings

(with flat back faces)

Unit : mm

Bore dia. No.	522									523									524									Bore dia. No.
	Diameter series 2									Diameter series 3									Diameter series 4									
	Dimension series 22									Dimension series 23									Dimension series 24									
	Bore dia. d_2	Out-side dia. D	Height T_1	Central race height B	d_3 max.	D_1 min.	r min.	r_1 min.	(Refer. $d^{1)}$	Bore dia. d_2	Out-side dia. D	Height T_1	Central race height B	d_3 max.	D_1 min.	r min.	r_1 min.	(Refer. $d^{1)}$	Bore dia. d_2	Out-side dia. D	Height T_1	Central race height B	d_3 max.	D_1 min.	r min.	r_1 min.	(Refer. $d^{1)}$	
02	10	32	22	5	32	17	0.6	0.3	15	10	-	-	-	-	-	-	-	-	10	-	-	-	-	-	-	-	-	02
04	15	40	26	6	40	22	0.6	0.3	20	15	-	-	-	-	-	-	-	-	15	-	-	-	-	-	-	-	-	04
05	20	47	28	7	47	27	0.6	0.3	25	20	52	34	8	52	27	1	0.3	25	20	52	34	8	52	27	1	0.6	25	05
06	25	52	29	7	52	32	0.6	0.3	30	25	60	38	9	60	32	1	0.3	30	25	60	38	9	60	32	1	0.6	30	06
07	30	62	34	8	62	37	1	0.3	35	30	68	44	10	68	37	1	0.3	35	30	68	44	10	68	37	1.1	0.6	35	07
08	30	68	36	9	68	42	1	0.6	40	30	78	49	12	78	42	1	0.6	40	30	78	49	12	78	42	1.1	0.6	40	08
09	35	73	37	9	73	47	1	0.6	45	35	85	52	12	85	47	1	0.6	45	35	85	52	12	85	47	1.1	0.6	45	09
10	40	78	39	9	78	52	1	0.6	50	40	95	58	14	95	52	1.1	0.6	50	40	95	58	14	95	52	1.5	0.6	50	10
11	45	90	45	10	90	57	1	0.6	55	45	105	64	15	105	57	1.1	0.6	55	45	105	64	15	105	57	1.5	0.6	55	11
12	50	95	46	10	95	62	1	0.6	60	50	110	64	15	110	62	1.1	0.6	60	50	110	64	15	110	62	1.5	0.6	60	12
13	55	100	47	10	100	67	1	0.6	65	55	115	65	15	115	67	1.1	0.6	65	55	115	65	15	115	67	2	1	65	13
14	55	105	47	10	105	72	1	1	70	55	125	72	16	125	72	1.1	1	70	55	125	72	16	125	72	2	1	70	14
15	60	110	47	10	110	77	1	1	75	60	135	79	18	135	77	1.5	1	75	60	135	79	18	135	77	2	1	75	15
16	65	115	48	10	115	82	1	1	80	65	140	79	18	140	82	1.5	1	80	65	140	79	18	140	82	2.1	1	80	16
17	70	125	55	12	125	88	1	1	85	70	150	87	19	150	88	1.5	1	85	70	150	87	19	150	88	2.1	1.1	85	17
18	75	135	62	14	135	93	1.1	1	90	75	155	88	19	155	93	1.5	1	90	75	155	88	19	155	93	2.1	1.1	90	18
20	85	150	67	15	150	103	1.1	1	100	85	170	97	21	170	103	1.5	1	100	85	170	97	21	170	103	3	1.1	100	20
22	95	160	67	15	160	113	1.1	1	110	95	190	110	24	189.5	113	2	1	110	95	190	110	24	189.5	113	3	1.1	110	22
24	100	170	68	15	170	123	1.1	1.1	120	100	210	123	27	209.5	123	2.1	1.1	120	100	210	123	27	209.5	123	4	1.5	120	24
26	110	190	80	18	189.5	133	1.5	1.1	130	110	225	130	30	224	134	2.1	1.1	130	110	225	130	30	224	134	4	2	130	26
28	120	200	81	18	199.5	143	1.5	1.1	140	120	240	140	31	239	144	2.1	1.1	140	120	240	140	31	239	144	4	2	140	28
30	130	215	89	20	214.5	153	1.5	1.1	150	130	250	140	31	249	154	2.1	1.1	150	130	250	140	31	249	154	4	2	150	30
32	140	225	90	20	224.5	163	1.5	1.1	160	140	270	153	33	269	164	3	1.1	160	140	270	153	33	269	164	5	2	160	32
34	150	240	97	21	239.5	173	1.5	1.1	170	150	280	153	33	279	174	3	1.1	170	150	280	153	33	279	174	5	2.1	170	34
36	150	250	98	21	249	183	1.5	2	180	150	300	165	37	299	184	3	2	180	150	300	165	37	299	184	5	3	180	36
38	160	270	109	24	269	194	2	2	190	160	320	183	40	319	195	4	2	190	160	320	183	40	319	195	-	-	-	38
40	170	280	109	24	279	204	2	2	200	170	340	192	42	339	205	4	2	200	170	340	192	42	339	205	-	-	-	40
44	190	300	110	24	299	224	2	2	220	-	-	-	-	-	-	-	-	-	-	-	-	-	-	-	-	-	-	44

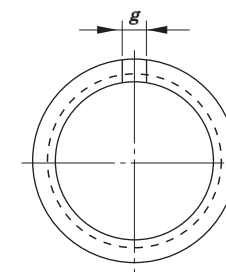
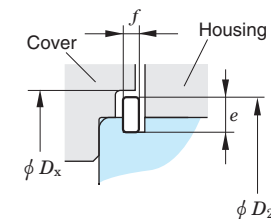
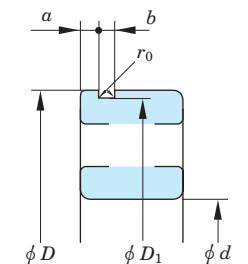
[Note] 1) Nominal bore diameter of single direction bearings of the same diameter series and with the same nominal outside diameter.

Supplementary table 5 (1) Dimension of snap ring grooves and locating snap rings

– diameter series 18, 19 –

Unit : mm

Applicable bearing		Snap ring groove									Locating snap ring						Housing		
Bore dia. <i>d</i>	Outside dia. <i>D</i>	Snap ring groove dia. <i>D</i> ₁		Position of snap ring groove <i>a</i>				Snap ring groove width <i>b</i>		Fillet radius of snap ring groove <i>r</i> ₀	No.	Section height <i>e</i>		Thickness <i>f</i>		Mounted state		Shoulder bore dia. <i>D</i> _x	
		max.	min.	max.	min.	max.	min.	max.	min.			max.	min.	max.	min.	Distance between cut ends <i>g</i>	Locating snap ring O.D. <i>D</i> ₂		
Dimension series				Dimension series 18		Dimension series 19													
18	19			max.	min.	max.	min.	max.	min.	max.	max.	min.	max.	min.	max.	min.	max.		
–	10	22	20.8	20.5	–	–	1.05	0.9	1.05	0.8	0.2	NR 1022	2.0	1.85	0.7	0.6	2	24.8	25.5
–	12	24	22.8	22.5	–	–	1.05	0.9	1.05	0.8	0.2	NR 1024	2.0	1.85	0.7	0.6	2	26.8	27.5
–	15	28	26.7	26.4	–	–	1.3	1.15	1.2	0.95	0.25	NR 1028	2.05	1.9	0.85	0.75	3	30.8	31.5
–	17	30	28.7	28.4	–	–	1.3	1.15	1.2	0.95	0.25	NR 1030	2.05	1.9	0.85	0.75	3	32.8	33.5
20	–	32	30.7	30.4	1.3	1.15	–	–	1.2	0.95	0.25	NR 1032	2.05	1.9	0.85	0.75	3	34.8	35.5
22	–	34	32.7	32.4	1.3	1.15	–	–	1.2	0.95	0.25	NR 1034	2.05	1.9	0.85	0.75	3	36.8	37.5
25	20	37	35.7	35.4	1.3	1.15	1.7	1.55	1.2	0.95	0.25	NR 1037	2.05	1.9	0.85	0.75	3	39.8	40.5
–	22	39	37.7	37.4	–	–	1.7	1.55	1.2	0.95	0.25	NR 1039	2.05	1.9	0.85	0.75	3	41.8	42.5
28	–	40	38.7	38.4	1.3	1.15	–	–	1.2	0.95	0.25	NR 1040	2.05	1.9	0.85	0.75	3	42.8	43.5
30	25	42	40.7	40.4	1.3	1.15	1.7	1.55	1.2	0.95	0.25	NR 1042	2.05	1.9	0.85	0.75	3	44.8	45.5
32	–	44	42.7	42.4	1.3	1.15	–	–	1.2	0.95	0.25	NR 1044	2.05	1.9	0.85	0.75	4	46.8	47.5
–	28	45	43.7	43.4	–	–	1.7	1.55	1.2	0.95	0.25	NR 1045	2.05	1.9	0.85	0.75	4	47.8	48.5
35	30	47	45.7	45.4	1.3	1.15	1.7	1.55	1.2	0.95	0.25	NR 1047	2.05	1.9	0.85	0.75	4	49.8	50.5
40	32	52	50.7	50.4	1.3	1.15	1.7	1.55	1.2	0.95	0.25	NR 1052	2.05	1.9	0.85	0.75	4	54.8	55.5
–	35	55	53.7	53.4	–	–	1.7	1.55	1.2	0.95	0.25	NR 1055	2.05	1.9	0.85	0.75	4	57.8	58.5
45	–	58	56.7	56.4	1.3	1.15	–	–	1.2	0.95	0.25	NR 1058	2.05	1.9	0.85	0.75	4	60.8	61.5
–	40	62	60.7	60.3	–	–	1.7	1.55	1.2	0.95	0.25	NR 1062	2.05	1.9	0.85	0.75	4	64.8	65.5
50	–	65	63.7	63.3	1.3	1.15	–	–	1.2	0.95	0.25	NR 1065	2.05	1.9	0.85	0.75	4	67.8	68.5
–	45	68	66.7	66.3	–	–	1.7	1.55	1.2	0.95	0.25	NR 1068	2.05	1.9	0.85	0.75	5	70.8	72
55	50	72	70.7	70.3	1.7	1.55	1.7	1.55	1.2	0.95	0.25	NR 1072	2.05	1.9	0.85	0.75	5	74.8	76
60	–	78	76.2	75.8	1.7	1.55	–	–	1.6	1.3	0.4	NR 1078	3.25	3.1	1.12	1.02	5	82.7	84
–	55	80	77.9	77.5	–	–	2.1	1.9	1.6	1.3	0.4	NR 1080	3.25	3.1	1.12	1.02	5	84.4	86
65	60	85	82.9	82.5	1.7	1.55	2.1	1.9	1.6	1.3	0.4	NR 1085	3.25	3.1	1.12	1.02	5	89.4	91
70	65	90	87.9	87.5	1.7	1.55	2.1	1.9	1.6	1.3	0.4	NR 1090	3.25	3.1	1.12	1.02	5	94.4	96
75	–	95	92.9	92.5	1.7	1.55	–	–	1.6	1.3	0.4	NR 1095	3.25	3.1	1.12	1.02	5	99.4	101
80	70	100	97.9	97.5	1.7	1.55	2.5	2.3	1.6	1.3	0.4	NR 1100	3.25	3.1	1.12	1.02	5	104.4	106
–	75	105	102.6	102.1	–	–	2.5	2.3	1.6	1.3	0.4	NR 1105	4.04	3.89	1.12	1.02	5	110.7	112
85	80	110	107.6	107.1	2.1	1.9	2.5	2.3	1.6	1.3	0.4	NR 1110	4.04	3.89	1.12	1.02	5	115.7	117
90	–	115	112.6	112.1	2.1	1.9	–	–	1.6	1.3	0.4	NR 1115	4.04	3.89	1.12	1.02	5	120.7	122
95	85	120	117.6	117.1	2.1	1.9	3.3	3.1	1.6	1.3	0.4	NR 1120	4.04	3.89	1.12	1.02	7	125.7	127
100	90	125	122.6	122.1	2.1	1.9	3.3	3.1	1.6	1.3	0.4	NR 1125	4.04	3.89	1.12	1.02	7	130.7	132
105	95	130	127.6	127.1	2.1	1.9	3.3	3.1	1.6	1.3	0.4	NR 1130	4.04	3.89	1.12	1.02	7	135.7	137
110	100	140	137.6	137.1	2.5	2.3	3.3	3.1	2.2	1.9	0.6	NR 1140	4.04	3.89	1.7	1.6	7	145.7	147
–	105	145	142.6	142.1	–	–	3.3	3.1	2.2	1.9	0.6	NR 1145	4.04	3.89	1.7	1.6	7	150.7	152
120	110	150	147.6	147.1	2.5	2.3	3.3	3.1	2.2	1.9	0.6	NR 1150	4.04	3.89	1.7	1.6	7	155.7	157
130	120	165	161.8	161.3	3.3	3.1	3.7	3.5	2.2	1.9	0.6	NR 1165	4.85	4.7	1.7	1.6	7	171.5	173
140	–	175	171.8	171.3	3.3	3.1	–	–	2.2	1.9	0.6	NR 1175	4.85	4.7	1.7	1.6	10	181.5	183
–	130	180	176.8	176.3	–	–	3.7	3.5	2.2	1.9	0.6	NR 1180	4.85	4.7	1.7	1.6	10	186.5	188
150	140	190	186.8	186.3	3.3	3.1	3.7	3.5	2.2	1.9	0.6	NR 1190	4.85	4.7	1.7	1.6	10	196.5	198
160	–	200	196.8	196.3	3.3	3.1	–	–	2.2	1.9	0.6	NR 1200	4.85	4.7	1.7	1.6	10	206.5	208



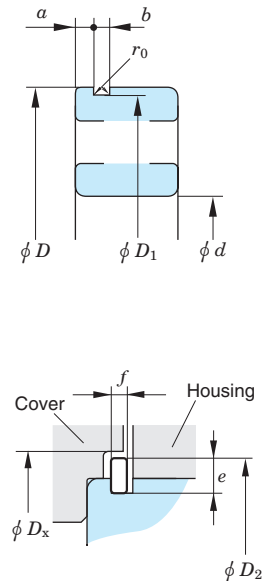
[Remark] Minimum chamfer dimension tolerances on snap ring groove-side outer ring are as follows :
 Bearings belonging to dimension series 18 : 0.3 mm for those with nominal outside diameter not more than 78 mm ; 0.5 mm for those with nominal diameter over 78 mm.
 Bearings belonging to dimension series 19 : 0.3 mm for those with nominal outside diameter not more than 47 mm ; 0.5 mm for those with nominal diameter over 47 mm.

Supplementary table 5 (2) Dimension of snap ring grooves and locating snap rings

– diameter series 0, 2, 3, 4 –

Unit : mm

Applicable bearing				Snap ring groove									Locating snap ring						Housing		
Bore dia. <i>d</i>				Outside dia. <i>D</i>	Snap ring groove dia. <i>D</i> ₁		Position of snap ring groove <i>a</i>				Snap ring groove width <i>b</i>		Fillet radius of snap ring groove <i>r</i> ₀	No.	Section height <i>e</i>		Thickness <i>f</i>		Mounted state		Shoulder bore dia. <i>D</i> _x
							Diameter series												Distance between cut ends <i>g</i>	Locating snap ring O.D. <i>D</i> ₂	
Diameter series				max.	min.	0		2, 3, 4		max.	min.	max.	min.	max.	min.	max.	min.	max.			
0	2	3	4	30	28.17	27.91	–	–	2.06	1.9	1.65	1.35	0.4	NR 30	3.25	3.1	1.12	1.02	3	34.7	35.5
15	12	–	9	32	30.15	29.9	2.06	1.9	2.06	1.9	1.65	1.35	0.4	NR 32	3.25	3.1	1.12	1.02	3	36.7	37.5
17	15	10	–	35	33.17	32.92	2.06	1.9	2.06	1.9	1.65	1.35	0.4	NR 35	3.25	3.1	1.12	1.02	3	39.7	40.5
–	–	12	10	37	34.77	34.52	–	–	2.06	1.9	1.65	1.35	0.4	NR 37	3.25	3.1	1.12	1.02	3	41.3	42
–	17	–	–	40	38.1	37.85	–	–	2.06	1.9	1.65	1.35	0.4	NR 40	3.25	3.1	1.12	1.02	3	44.6	45.5
20	–	15	12	42	39.75	39.5	2.06	1.9	2.06	1.9	1.65	1.35	0.4	NR 42	3.25	3.1	1.12	1.02	3	46.3	47
22	–	–	–	44	41.75	41.5	2.06	1.9	–	–	1.65	1.35	0.4	NR 44	3.25	3.1	1.12	1.02	3	48.3	49
25	20	17	–	47	44.6	44.35	2.06	1.9	2.46	2.31	1.65	1.35	0.4	NR 47	4.04	3.89	1.12	1.02	4	52.7	53.5
–	22	–	–	50	47.6	47.35	–	–	2.46	2.31	1.65	1.35	0.4	NR 50	4.04	3.89	1.12	1.02	4	55.7	56.5
28	25	20	15	52	49.73	49.48	2.06	1.9	2.46	2.31	1.65	1.35	0.4	NR 52	4.04	3.89	1.12	1.02	4	57.9	58.5
30	–	–	–	55	52.6	52.35	2.08	1.88	–	–	1.65	1.35	0.4	NR 55	4.04	3.89	1.12	1.02	4	60.7	61.5
–	–	22	–	56	53.6	53.35	–	–	2.46	2.31	1.65	1.35	0.4	NR 56	4.04	3.89	1.12	1.02	4	61.7	62.5
32	28	–	–	58	55.6	55.35	2.08	1.88	2.46	2.31	1.65	1.35	0.4	NR 58	4.04	3.89	1.12	1.02	4	63.7	64.5
35	30	25	17	62	59.61	59.11	2.08	1.88	3.28	3.07	2.2	1.9	0.6	NR 62	4.04	3.89	1.7	1.6	4	67.7	68.5
–	32	–	–	65	62.6	62.1	–	–	3.28	3.07	2.2	1.9	0.6	NR 65	4.04	3.89	1.7	1.6	4	70.7	71.5
40	–	28	–	68	64.82	64.31	2.49	2.29	3.28	3.07	2.2	1.9	0.6	NR 68	4.85	4.7	1.7	1.6	5	74.6	76
–	35	30	20	72	68.81	68.3	–	–	3.28	3.07	2.2	1.9	0.6	NR 72	4.85	4.7	1.7	1.6	5	78.6	80
45	–	32	–	75	71.83	71.32	2.49	2.29	3.28	3.07	2.2	1.9	0.6	NR 75	4.85	4.7	1.7	1.6	5	81.6	83
50	40	35	25	80	76.81	76.3	2.49	2.29	3.28	3.07	2.2	1.9	0.6	NR 80	4.85	4.7	1.7	1.6	5	86.6	88
–	45	–	–	85	81.81	81.31	–	–	3.28	3.07	2.2	1.9	0.6	NR 85	4.85	4.7	1.7	1.6	5	91.6	93
55	50	40	30	90	86.79	86.28	2.87	2.67	3.28	3.07	3	2.7	0.6	NR 90	4.85	4.7	2.46	2.36	5	96.5	98
60	–	–	–	95	91.82	91.31	2.87	2.67	–	–	3	2.7	0.6	NR 95	4.85	4.7	2.46	2.36	5	101.6	103
65	55	45	35	100	96.8	96.29	2.87	2.67	3.28	3.07	3	2.7	0.6	NR100	4.85	4.7	2.46	2.36	5	106.5	108
70	60	50	40	110	106.81	106.3	2.87	2.67	3.28	3.07	3	2.7	0.6	NR110	4.85	4.7	2.46	2.36	5	116.6	118
75	–	–	–	115	111.81	111.3	2.87	2.67	–	–	3	2.7	0.6	NR115	4.85	4.7	2.46	2.36	5	121.6	123
–	65	55	45	120	115.21	114.71	–	–	4.06	3.86	3.4	3.1	0.6	NR120	7.21	7.06	2.82	2.72	7	129.7	131.5
80	70	–	–	125	120.22	119.71	2.87	2.67	4.06	3.86	3.4	3.1	0.6	NR125	7.21	7.06	2.82	2.72	7	134.7	136.5
85	75	60	50	130	125.22	124.71	2.87	2.67	4.06	3.86	3.4	3.1	0.6	NR130	7.21	7.06	2.82	2.72	7	139.7	141.5
90	80	65	55	140	135.23	134.72	3.71	3.45	4.9	4.65	3.4	3.1	0.6	NR140	7.21	7.06	2.82	2.72	7	149.7	152
95	–	–	–	145	140.23	139.73	3.71	3.45	–	–	3.4	3.1	0.6	NR145	7.21	7.06	2.82	2.72	7	154.7	157
100	85	70	60	150	145.24	144.73	3.71	3.45	4.9	4.65	3.4	3.1	0.6	NR150	7.21	7.06	2.82	2.72	7	159.7	162
105	90	75	65	160	155.22	154.71	3.71	3.45	4.9	4.65	3.4	3.1	0.6	NR160	7.21	7.06	2.82	2.72	7	169.7	172
110	95	80	–	170	163.65	163.14	3.71	3.45	5.69	5.44	3.8	3.5	0.6	NR170	9.6	9.45	3.1	3	10	182.9	185
120	100	85	70	180	173.66	173.15	3.71	3.45	5.69	5.44	3.8	3.5	0.6	NR180	9.6	9.45	3.1	3	10	192.9	195
–	105	90	75	190	183.64	183.13	–	–	5.69	5.44	3.8	3.5	0.6	NR190	9.6	9.45	3.1	3	10	202.9	205
130	110	95	80	200	193.65	193.14	5.69	5.44	5.69	5.44	3.8	3.5	0.6	NR200	9.6	9.45	3.1	3	10	212.9	215



[Remark] 1. Snap ring groove dimension does not apply to bearings of dimension series 00, 82 and 83.
 2. The minimum permissible chamfer dimension for snap ring groove-side outer ring is 0.5 mm, except 0.3 mm for bearings belonging to diameter series 0 with nominal outside diameter not more than 35 mm.

Supplementary table 7 Housing bore tolerances (deviation from nominal dimensions)

Unit : μm (Refer.)

Nominal Bore dia. (mm)		Deviation classes of housing bore																				Nominal Bore dia. (mm)		$\Delta D_{mp}^{(1)}$ of bearing (class 0)													
over	up to	E 6	F 6	F 7	G 6	G 7	H 6	H 7	H 8	H 9	H 10	JS 5	JS 6	JS 7	J 6	J 7	K 5	K 6	K 7	M 5	M 6	M 7	N 5		N 6	N 7	P 6	P 7	R 7	over	up to						
10	18	+43 +32	+27 +16	+34 +16	+17 +6	+24 +6	+11 0	+18 0	+27 0	+43 0	+70 0	± 4	± 5.5	± 9	+6 -5	+10 -8	+2 -6	+2 -9	+6 -12	-4 -12	-4 -15	0 -18	-9 -17	-9 -20	-5 -23	-15 -26	-11 -29	-16 -34	10	18	0 -8						
18	30	+53 +40	+33 +20	+41 +20	+20 +7	+28 +7	+13 0	+21 0	+33 0	+52 0	+84 0	± 4.5	± 6.5	± 10.5	+8 -5	+12 -9	+1 -8	+2 -11	+6 -15	-5 -14	-4 -17	0 -21	-12 -21	-11 -24	-7 -28	-18 -31	-14 -35	-20 -41	18	30	0 -9						
30	50	+66 +50	+41 +25	+50 +25	+25 +9	+34 +9	+16 0	+25 0	+39 0	+62 0	+100 0	± 5.5	± 8	± 12.5	+10 -6	+14 -11	+2 -9	+3 -13	+7 -18	-5 -16	-4 -20	0 -25	-13 -24	-12 -28	-8 -33	-21 -37	-17 -42	-25 -50	30	50	0 -11						
50	80	+79 +60	+49 +30	+60 +30	+29 +10	+40 +10	+19 0	+30 0	+46 0	+74 0	+120 0	± 6.5	± 9.5	± 15	+13 -6	+18 -12	+3 -10	+4 -15	+9 -21	-6 -19	-5 -24	0 -30	-15 -28	-14 -33	-9 -39	-26 -45	-21 -51	-30 -60	50	65	0 -13						
80	120	+94 +72	+58 +36	+71 +36	+34 +12	+47 +12	+22 0	+35 0	+54 0	+87 0	+140 0	± 7.5	± 11	± 17.5	+16 -6	+22 -13	+2 -13	+4 -18	+10 -25	-8 -23	-6 -28	0 -35	-18 -33	-16 -38	-10 -45	-30 -52	-24 -59	-38 -73	80	100	0 -15						
120	180	+110 +85	+68 +43	+83 +43	+39 +14	+54 +14	+25 0	+40 0	+63 0	+100 0	+160 0	± 9	± 12.5	± 20	+18 -7	+26 -14	+3 -15	+4 -21	+12 -28	-9 -27	-8 -33	0 -40	-21 -39	-20 -45	-12 -52	-36 -61	-28 -68	-48 -88	120	140	(up to 150) 0						
180	250	+129 +100	+79 +50	+96 +50	+44 +15	+61 +15	+29 0	+46 0	+72 0	+115 0	+185 0	± 10	± 14.5	± 23	+22 -7	+30 -16	+2 -18	+5 -24	+13 -33	-11 -31	-8 -37	0 -46	-25 -45	-22 -51	-14 -60	-41 -70	-33 -79	-60 -106	180	200	0 -30						
250	315	+142 +110	+88 +56	+108 +56	+49 +17	+69 +17	+32 0	+52 0	+81 0	+130 0	+210 0	± 11.5	± 16	± 26	+25 -7	+36 -16	+3 -20	+5 -27	+16 -36	-13 -36	-9 -41	0 -52	-27 -50	-25 -57	-14 -66	-47 -79	-36 -88	-74 -126	250	280	0 -35						
315	400	+161 +125	+98 +62	+119 +62	+54 +18	+75 +18	+36 0	+57 0	+89 0	+140 0	+230 0	± 12.5	± 18	± 28.5	+29 -7	+39 -18	+3 -22	+7 -29	+17 -40	-14 -39	-10 -46	0 -57	-30 -55	-26 -62	-16 -73	-51 -87	-41 -98	-87 -144	315	355	0 -40						
400	500	+175 +135	+108 +68	+131 +68	+60 +20	+83 +20	+40 0	+63 0	+97 0	+155 0	+250 0	± 13.5	± 20	± 31.5	+33 -7	+43 -20	+2 -25	+8 -32	+18 -45	-16 -43	-10 -50	0 -63	-33 -60	-27 -67	-17 -80	-55 -95	-45 -108	-103 -166	400	450	0 -45						
500	630	+189 +145	+120 +76	+146 +76	+66 +22	+92 +22	+44 0	+70 0	+110 0	+175 0	+280 0	-	± 22	± 35	-	-	-	0 -44	0 -70	-	-26 -70	-26 -96	-	-44 -88	-44 -114	-78 -122	-78 -148	-150 -220	500	560	0 -50						
630	800	+210 +160	+130 +80	+160 +80	+74 +24	+104 +24	+50 0	+80 0	+125 0	+200 0	+320 0	-	± 25	± 40	-	-	-	0 -50	0 -80	-	-30 -80	-30 -110	-	-50 -100	-50 -130	-88 -138	-88 -168	-175 -255	630	710	0 -75						
800	1000	+226 +170	+142 +86	+176 +86	+82 +26	+116 +26	+56 0	+90 0	+140 0	+230 0	+360 0	-	± 28	± 45	-	-	-	0 -56	0 -90	-	-34 -90	-34 -124	-	-56 -112	-56 -146	-100 -156	-100 -190	-210 -300	800	900	0 -100						
1000	1250	+261 +195	+164 +98	+203 +98	+94 +28	+133 +28	+66 0	+105 0	+165 0	+260 0	+420 0	-	± 33	± 52.5	-	-	-	0 -66	0 -105	-	-40 -106	-40 -145	-	-66 -132	-66 -171	-120 -186											

Supplementary table 8 Numerical values for standard tolerance grades IT (ISO 286-1 : 1988)

Basic size (mm)		Standard tolerance grades (IT)																	
		1	2	3	4	5	6	7	8	9	10	11	12	13	14 ¹⁾	15 ¹⁾	16 ¹⁾	17 ¹⁾	18 ¹⁾
over	up to	Tolerances (μm)										Tolerances (mm)							
–	3	0.8	1.2	2	3	4	6	10	14	25	40	60	0.10	0.14	0.26	0.40	0.60	1.00	1.40
3	6	1	1.5	2.5	4	5	8	12	18	30	48	75	0.12	0.18	0.30	0.48	0.75	1.20	1.80
6	10	1	1.5	2.5	4	6	9	15	22	36	58	90	0.15	0.22	0.36	0.58	0.90	1.50	2.20
10	18	1.2	2	3	5	8	11	18	27	43	70	110	0.18	0.27	0.43	0.70	1.10	1.80	2.70
18	30	1.5	2.5	4	6	9	13	21	33	52	84	130	0.21	0.33	0.52	0.84	1.30	2.10	3.30
30	50	1.5	2.5	4	7	11	16	25	39	62	100	160	0.25	0.39	0.62	1.00	1.60	2.50	3.90
50	80	2	3	5	8	13	19	30	46	74	120	190	0.30	0.46	0.74	1.20	1.90	3.00	4.60
80	120	2.5	4	6	10	15	22	35	54	87	140	220	0.35	0.54	0.87	1.40	2.20	3.50	5.40
120	180	3.5	5	8	12	18	25	40	63	100	160	250	0.40	0.63	1.00	1.60	2.50	4.00	6.30
180	250	4.5	7	10	14	20	29	46	72	115	185	290	0.46	0.72	1.15	1.85	2.90	4.60	7.20
250	315	6	8	12	16	23	32	52	81	130	210	320	0.52	0.81	1.30	2.10	3.20	5.20	8.10
315	400	7	9	13	18	25	36	57	89	140	230	360	0.57	0.89	1.40	2.30	3.60	5.70	8.90
400	500	8	10	15	20	27	40	63	97	155	250	400	0.63	0.97	1.55	2.50	4.00	6.30	9.70
500	630	–	–	–	–	–	44	70	110	175	280	440	0.70	1.10	1.75	2.80	4.40	7.00	11.00
630	800	–	–	–	–	–	50	80	125	200	320	500	0.80	1.25	2.00	3.20	5.00	8.00	12.50
800	1000	–	–	–	–	–	56	90	140	230	360	560	0.90	1.40	2.30	3.60	5.60	9.00	14.00
1000	1250	–	–	–	–	–	66	105	165	260	420	660	1.05	1.65	2.60	4.20	6.60	10.50	16.50
1250	1600	–	–	–	–	–	78	125	195	310	500	780	1.25	1.95	3.10	5.00	7.80	12.50	19.50
1600	2000	–	–	–	–	–	92	150	230	370	600	920	1.50	2.30	3.70	6.00	9.20	15.00	23.00
2000	2500	–	–	–	–	–	110	175	280	440	700	1100	1.75	2.80	4.40	7.00	11.00	17.50	28.00
2500	3150	–	–	–	–	–	135	210	330	540	860	1350	2.10	3.30	5.40	8.60	13.50	21.00	33.00

[Note] 1) Standard tolerance grades IT 14 to IT 18 (incl.) shall not be used for basic sizes less than or equal to 1 mm.

Supplementary table 9 Greek alphabet list

Name	Roman type		Italic type		Name	Roman type		Italic type	
	Capital		Capital	Lowercase		Capital		Capital	Lowercase
alpha	A		<i>A</i>	<i>α</i>	nu	N		<i>N</i>	<i>ν</i>
beta	B		<i>B</i>	<i>β</i>	xi	Ξ		<i>Ξ</i>	<i>ξ</i>
gamma	Γ		<i>Γ</i>	<i>γ</i>	omicron	O		<i>O</i>	<i>ο</i>
delta	Δ		<i>Δ</i>	<i>δ</i>	pi	Π		<i>Π</i>	<i>π</i>
epsilon	E		<i>E</i>	<i>ε</i>	rho	Ρ		<i>Ρ</i>	<i>ρ</i>
zeta	Z		<i>Z</i>	<i>ζ</i>	sigma	Σ		<i>Σ</i>	<i>σ</i>
eta	H		<i>H</i>	<i>η</i>	tau	T		<i>T</i>	<i>τ</i>
theta	Θ		<i>Θ</i>	<i>θ</i>	upsilon	Υ		<i>Υ</i>	<i>υ</i>
iota	I		<i>I</i>	<i>ι</i>	phi	Φ		<i>Φ</i>	<i>φ</i>
kappa	K		<i>K</i>	<i>κ</i>	chi	Χ		<i>Χ</i>	<i>χ</i>
lambda	Λ		<i>Λ</i>	<i>λ</i>	psi	Ψ		<i>Ψ</i>	<i>ψ</i>
mu	M		<i>M</i>	<i>μ</i>	omega	Ω		<i>Ω</i>	<i>ω</i>

Supplementary table 10 Prefixes used with SI units

Factor	Prefix		Factor	Prefix	
	Name	Symbol		Name	Symbol
10 ¹⁸	exa	E	10 ⁻¹	deci	d
10 ¹⁵	peta	P	10 ⁻²	centi	c
10 ¹²	tera	T	10 ⁻³	milli	m
10 ⁹	giga	G	10 ⁻⁶	micro	μ
10 ⁶	mega	M	10 ⁻⁹	nano	n
10 ³	kilo	k	10 ⁻¹²	pico	p
10 ²	hecto	h	10 ⁻¹⁵	femto	f
10	deka	da	10 ⁻¹⁸	atto	a

Supplementary table 11 (1) SI units and conversion factors

Mass	SI units	Other units ¹⁾	Conversion into SI units	Conversion from SI units
Angle	rad [radian(s)]	° [degree(s)] * ' [minute(s)] * " [second(s)] *	1° = π /180 rad 1' = π /10 800 rad 1" = π /648 000 rad	1 rad = 57.295 78°
Length	m [meter(s)]	Å [Angstrom unit] μ [micron(s)] in [inch(es)] ft [foot(feet)] yd [yard(s)] mile [mile(s)]	1Å = 10 ⁻¹⁰ m = 0.1nm = 100pm 1μ = 1 μm 1in = 25.4 mm 1ft = 12 in = 0.304 8 m 1yd = 3 ft = 0.914 4 m 1mile = 5 280 ft = 1 609.344 m	1m = 10 ¹⁰ Å 1m = 39.37 in 1m = 3.280 8 ft 1m = 1.093 6 yd 1km = 0.621 4 mile
Area	m ²	a [are(s)] ha [hectare(s)] acre [acre(s)]	1a = 100 m ² 1ha = 10 ⁴ m ² 1acre = 4 840 yd ² = 4 046.86 m ²	1km ² = 247.1 acre
Volume	m ³	ℓ , L [liter(s)] * cc [cubic centimeters] gal(US) [gallon(s)] floz(US) [fluid ounce(s)] barrel(US) [barrels(US)]	1 ℓ = 1 dm ³ = 10 ⁻³ m ³ 1cc = 1 cm ³ = 10 ⁻⁶ m ³ 1gal(US) = 231 in ³ = 3.785 41dm ³ 1floz(US) = 29.573 5 cm ³ 1barrel(US) = 158.987 dm ³	1m ³ = 10 ³ ℓ 1m ³ = 10 ⁶ cc 1m ³ = 264.17 gal 1m ³ = 33 814 floz 1m ³ = 6.289 8 barrel
Time	s [second(s)]	min [minute(s)] * h [hour(s)] * d [day(s)] *		
Angular velocity	rad/s			
Velocity	m/s	kn [knot(s)] m/h *	1kn = 1 852 m/h	1km/h = 0.539 96 kn
Acceleration	m/s ²	G	1G = 9.806 65 m/s ²	1m/s ² = 0.101 97 G
Frequency	Hz [hertz]	c/s [cycle(s)/second]	1c/s = 1s ⁻¹ = 1 Hz	
Rotational frequency	s ⁻¹	rpm [revolutions per minute] min ⁻¹ * r/min	1rpm = 1 / 60 s ⁻¹	1s ⁻¹ = 60 rpm
Mass	kg [kilogram(s)]	t [ton(s)] * lb [pound(s)] gr [grain(s)] oz [ounce(s)] ton (UK) [ton(s)(UK)] ton (US) [ton(s)(US)] car [carat(s)]	1t = 10 ³ kg 1lb = 0.453 592 37 kg 1gr = 64.798 91 mg 1oz = 1/16 lb = 28.349 5 g 1ton(UK) = 1 016.05 kg 1ton(US) = 907.185 kg 1car = 200 mg	1kg = 2.204 6 lb 1g = 15.432 4 gr 1kg = 35.274 0 oz 1t = 0.984 2 ton(UK) 1t = 1.102 3 ton(US) 1g = 5 car

[Note] *: Unit can be used as an SI unit.
No asterisk : Unit cannot be used.

Supplementary table 11 (2) SI units and conversion factors

Mass	SI units	Other units ¹⁾	Conversion into SI units	Conversion from SI units
Density	kg/m ³			
Linear density	kg/m			
Momentum	kg·m/s			
Moment of momentum, angular momentum	} kg·m ² /s			
Moment of inertia		kg·m ²		
Force	N [newton(s)]	dyn [dyne(s)] kgf [kilogram-force] gf [gram-force] tf [ton-force] lbf [pound-force]	1 dyn = 10 ⁻⁵ N 1kgf = 9.806 65 N 1gf = 9.806 65×10 ⁻³ N 1tf = 9.806 65×10 ³ N 1lbf = 4.448 22 N	1N = 10 ⁵ dyn 1N = 0.101 97 kgf 1N = 0.224 809 lbf
Moment of force	N·m [Newton meter(s)]	gf·cm kgf·cm kgf·m tf·m lbf·ft	1gf·cm = 9.806 65×10 ⁻⁵ N·m 1kgf·cm = 9.806 65×10 ⁻² N·m 1kgf·m = 9.806 65 N·m 1tf·m = 9.806 65×10 ³ N·m 1lbf·ft = 1.355 82 N·m	1N·m = 0.101 97 kgf·m 1N·m = 0.737 56 lbf·ft
Pressure, Normal stress	Pa [Pascal(s)] or N/m ² { 1 Pa = 1 N/m ² }	gf/cm ² kgf/mm ² kgf/m ² lbf/in ² bar [bar(s)] at [engineering air pressure] mH ₂ O, mAq [meter water column] atm [atmosphere] mHg [meter mercury column] Torr [torr]	1gf/cm ² = 9.806 65×10 Pa 1kgf/mm ² = 9.806 65×10 ⁶ Pa 1kgf/m ² = 9.806 65 Pa 1lbf/in ² = 6 894.76 Pa 1bar = 10 ⁵ Pa 1at = 1kgf/cm ² = 9.806 65×10 ⁴ Pa 1mH ₂ O = 9.806 65×10 ³ Pa 1atm = 101 325 Pa 1mHg = $\frac{101\ 325}{0.76}$ Pa 1Torr = 1 mmHg = 133.322 Pa	1MPa = 0.101 97 kgf/mm ² 1Pa = 0.101 97 kgf/m ² 1Pa = 0.145×10 ⁻³ lbf/in ² 1Pa = 10 ⁻² mbar 1Pa = 7.500 6×10 ⁻³ Torr
Viscosity	Pa·s [pascal second]	P [poise] kgf·s/m ²	10 ⁻² P = 1 cP = 1 mPa·s 1kgf·s/m ² = 9.806 65 Pa·s	1Pa·s = 0.101 97 kgf·s/m ²
Kinematic viscosity	m ² /s	St [stokes]	10 ⁻² St = 1 cSt = 1 mm ² /s	
Surface tension	N/m			

Supplementary table 11 (3) SI units and conversion factors

Mass	SI units	Other units ¹⁾	Conversion into SI units	Conversion from SI units
Work, energy	J [joule(s)] {1 J=1 N·m}	eV [electron volt(s)] * erg [erg(s)] kgf·m lbf·ft	1eV = (1.602 189 2± 0.000 004 6)×10 ⁻¹⁹ J 1 erg = 10 ⁻⁷ J 1 kgf·m = 9.806 65 J 1 lbf·ft = 1.355 82 J	1 J = 10 ⁷ erg 1 J = 0.101 97 kgf·m 1 J = 0.737 56 lbf·ft
Power	W [watt(s)]	erg/s [ergs per second] kgf·m/s PS [French horse-power] HP [horse-power (British)] lbf·ft/s	1 erg/s = 10 ⁻⁷ W 1 kgf·m/s = 9.806 65 W 1 PS = 75 kgf·m/s = 735.5 W 1 HP = 550 lbf·ft/s = 745.7 W 1 lbf·ft/s = 1.355 82 W	1 W = 0.101 97 kgf·m/s 1 W = 0.001 36 PS 1 W = 0.001 34 HP
Thermo-dynamic temperature	K [kelvin(s)]			
Celsius temperature	°C [Celsius(s)] {t°C = (t+273.15)K}	°F [degree(s) Fahrenheit]	t °F = $\frac{5}{9}(t-32)$ °C	t °C = $(\frac{9}{5}t+32)$ °F
Linear expansion coefficient	K ⁻¹	°C ⁻¹ [per degree]		
Heat	J [joule(s)] {1 J=1 N·m}	erg [erg(s)] kgf·m cal _{IT} [I. T. calories]	1 erg = 10 ⁻⁷ J 1 cal _{IT} = 4.186 8 J 1 Mcal _{IT} = 1.163 kW·h	1 J = 10 ⁷ erg 1 J = 0.238 85 cal _{IT} 1 kW·h = 0.86 × 10 ⁶ cal _{IT}
Thermal conductivity	W/(m·K)	W/(m·°C) cal/(s·m·°C)	1 W/(m·°C) = 1 W/(m·K) 1 cal/(s·m·°C) = 4.186 05 W/(m·K)	
Coefficient of heat transfer	W/(m ² ·K)	W/(m ² ·°C) cal/(s·m ² ·°C)	1 W/(m ² ·°C) = 1 W/(m ² ·K) 1 cal/(s·m ² ·°C) = 4.186 05 W/(m ² ·K)	
Heat capacity	J/K	J/°C	1 J/°C = 1 J/K	
Massic heat capacity	J/(kg·K)	J/(kg·°C)		

[Note] *: Unit can be used as an SI unit.
No asterisk : Unit cannot be used.

Supplementary table 11 (4) SI units and conversion factors

Mass	SI units	Other units ¹⁾	Conversion into SI units	Conversion from SI units
Electric current	A [ampere(s)]			
Electric charge, quantity of electricity	C [coulomb(s)] {1 C = 1 A·s}	A·h * * 1 A·h = 3.6 kC		
Tension, electric potential	V [volt(s)] {1 V = 1 W/A}			
Capacitance	F [farad(s)] {1 F = 1 C/V}			
Magnetic field strength	A/m	Oe [oersted(s)]	1 Oe = $\frac{10^3}{4\pi}$ A/m	1 A/m = 4 π × 10 ⁻³ Oe
Magnetic flux density	T [tesla(s)] {1T=1N/(A·m) =1Wb/m ² =1V·s/m ² }	Gs [gauss(es)] γ [gamma(s)]	1 Gs = 10 ⁻⁴ T 1 γ = 10 ⁻⁹ T	1 T = 10 ⁴ Gs 1 T = 10 ⁹ γ
Magnetic flux	Wb [weber(s)] {1 Wb = 1 V·s}	Mx [maxwell(s)]	1 Mx = 10 ⁻⁸ Wb	1 Wb = 10 ⁸ Mx
Self inductance	H [henry(-ries)] {1 H = 1 Wb/A}			
Resistance (to direct current)	Ω [ohm(s)] {1 Ω = 1 V/A}			
Conductance (to direct current)	S [siemens] {1 S = 1 A/V}			
Active power	W {1 W=1 J/s =1 A·V}			

Supplementary table 12 Inch/millimeter conversion

Inch	Inches										
	0	1	2	3	4	5	6	7	8	9	10
	mm										
0	0	25.4000	50.8000	76.2000	101.6000	127.0000	152.4000	177.8000	203.2000	228.6000	254.0000
1/64	0.015625	0.3969	25.7969	51.1969	76.5969	101.9969	127.3969	152.7969	178.1969	203.5969	228.9969
1/32	0.03125	0.7938	26.1938	51.5938	76.9938	102.3938	127.7938	153.1938	178.5938	203.9938	229.3938
3/64	0.046875	1.1906	26.5906	51.9906	77.3906	102.7906	128.1906	153.5906	178.9906	204.3906	229.7906
1/16	0.0625	1.5875	26.9875	52.3875	77.7875	103.1875	128.5875	153.9875	179.3875	204.7875	230.1875
5/64	0.078125	1.9844	27.3844	52.7844	78.1844	103.5844	128.9844	154.3844	179.7844	205.1844	230.5844
3/32	0.09375	2.3812	27.7812	53.1812	78.5812	103.9812	129.3812	154.7812	180.1812	205.5812	230.9812
7/64	0.109375	2.7781	28.1781	53.5781	78.9781	104.3781	129.7781	155.1781	180.5781	205.9781	231.3781
1/8	0.125	3.1750	28.5750	53.9750	79.3750	104.7750	130.1750	155.5750	180.9750	206.3750	231.7750
9/64	0.140625	3.5719	28.9719	54.3719	79.7719	105.1719	130.5719	155.9719	181.3719	206.7719	232.1719
5/32	0.15625	3.9688	29.3688	54.7688	80.1688	105.5688	130.9688	156.3688	181.7688	207.1688	232.5688
11/64	0.171875	4.3656	29.7656	55.1656	80.5656	105.9656	131.3656	156.7656	182.1656	207.5656	232.9656
3/16	0.1875	4.7625	30.1625	55.5625	80.9625	106.3625	131.7625	157.1625	182.5625	207.9625	233.3625
13/64	0.203125	5.1594	30.5594	55.9594	81.3594	106.7594	132.1594	157.5594	182.9594	208.3594	233.7594
7/32	0.21875	5.5562	30.9562	56.3562	81.7562	107.1562	132.5562	157.9562	183.3562	208.7562	234.1562
15/64	0.234375	5.9531	31.3531	56.7531	82.1531	107.5531	132.9531	158.3531	183.7531	209.1531	234.5531
1/4	0.25	6.3500	31.7500	57.1500	82.5500	107.9500	133.3500	158.7500	184.1500	209.5500	234.9500
17/64	0.265625	6.7469	32.1469	57.5469	82.9469	108.3469	133.7469	159.1469	184.5469	209.9469	235.3469
9/32	0.28125	7.1438	32.5438	57.9438	83.3438	108.7438	134.1438	159.5438	184.9438	210.3438	235.7438
19/64	0.296875	7.5406	32.9406	58.3406	83.7406	109.1406	134.5406	159.9406	185.3406	210.7406	236.1406
5/16	0.3125	7.9375	33.3375	58.7375	84.1375	109.5375	134.9375	160.3375	185.7375	211.1375	236.5375
21/64	0.328125	8.3344	33.7344	59.1344	84.5344	109.9344	135.3344	160.7344	186.1344	211.5344	236.9344
11/32	0.34375	8.7312	34.1312	59.5312	84.9312	110.3312	135.7312	161.1312	186.5312	211.9312	237.3312
23/64	0.359375	9.1281	34.5281	59.9281	85.3281	110.7281	136.1281	161.5281	186.9281	212.3281	237.7281
3/8	0.375	9.5250	34.9250	60.3250	85.7250	111.1250	136.5250	161.9250	187.3250	212.7250	238.1250
25/64	0.390625	9.9219	35.3219	60.7219	86.1219	111.5219	136.9219	162.3219	187.7219	213.1219	238.5219
13/32	0.40625	10.3188	35.7188	61.1188	86.5188	111.9188	137.3188	162.7188	188.1188	213.5188	238.9188
27/64	0.421875	10.7156	36.1156	61.5156	86.9156	112.3156	137.7156	163.1156	188.5156	213.9156	239.3156
7/16	0.4375	11.1125	36.5125	61.9125	87.3125	112.7125	138.1125	163.5125	188.9125	214.3125	239.7125
29/64	0.453125	11.5094	36.9094	62.3094	87.7094	113.1094	138.5094	163.9094	189.3094	214.7094	240.1094
15/32	0.46875	11.9062	37.3062	62.7062	88.1062	113.5062	138.9062	164.3062	189.7062	215.1062	240.5062
31/64	0.484375	12.3031	37.7031	63.1031	88.5031	113.9031	139.3031	164.7031	190.1031	215.5031	240.9031
1/2	0.5	12.7000	38.1000	63.5000	88.9000	114.3000	139.7000	165.1000	190.5000	215.9000	241.3000
33/64	0.515625	13.0969	38.4969	63.8969	89.2969	114.6969	140.0969	165.4969	190.8969	216.2969	241.6969
17/32	0.53125	13.4938	38.8938	64.2938	89.6938	115.0938	140.4938	165.8938	191.2938	216.6938	242.0938
35/64	0.546875	13.8906	39.2906	64.6906	90.0906	115.4906	140.8906	166.2906	191.6906	217.0906	242.4906
9/16	0.5625	14.2875	39.6875	65.0875	90.4875	115.8875	141.2875	166.6875	192.0875	217.4875	242.8875
37/64	0.578125	14.6844	40.0844	65.4844	90.8844	116.2844	141.6844	167.0844	192.4844	217.8844	243.2844
19/32	0.59375	15.0812	40.4812	65.8812	91.2812	116.6812	142.0812	167.4812	192.8812	218.2812	243.6812
39/64	0.609375	15.4781	40.8781	66.2781	91.6781	117.0781	142.4781	167.8781	193.2781	218.6781	244.0781
5/8	0.625	15.8750	41.2750	66.6750	92.0750	117.4750	142.8750	168.2750	193.6750	219.0750	244.4750
41/64	0.640625	16.2719	41.6719	67.0719	92.4719	117.8719	143.2719	168.6719	194.0719	219.4719	244.8719
21/32	0.65625	16.6688	42.0688	67.4688	92.8688	118.2688	143.6688	169.0688	194.4688	219.8688	245.2688
43/64	0.671875	17.0656	42.4656	67.8656	93.2656	118.6656	144.0656	169.4656	194.8656	220.2656	245.6656
11/16	0.6875	17.4625	42.8625	68.2625	93.6625	119.0625	144.4625	169.8625	195.2625	220.6625	246.0625
45/64	0.703125	17.8594	43.2594	68.6594	94.0594	119.4594	144.8594	170.2594	195.6594	221.0594	246.4594
23/32	0.71875	18.2562	43.6562	69.0562	94.4562	119.8562	145.2562	170.6562	196.0562	221.4562	246.8562
47/64	0.734375	18.6531	44.0531	69.4531	94.8531	120.2531	145.6531	171.0531	196.4531	221.8531	247.2531
3/4	0.75	19.0500	44.4500	69.8500	95.2500	120.6500	146.0500	171.4500	196.8500	222.2500	247.6500
49/64	0.765625	19.4469	44.8469	70.2469	95.6469	121.0469	146.4469	171.8469	197.2469	222.6469	248.0469
25/32	0.78125	19.8438	45.2438	70.6438	96.0438	121.4438	146.8438	172.2438	197.6438	223.0438	248.4438
51/64	0.796875	20.2406	45.6406	71.0406	96.4406	121.8406	147.2406	172.6406	198.0406	223.4406	248.8406
13/16	0.8125	20.6375	46.0375	71.4375	96.8375	122.2375	147.6375	173.0375	198.4375	223.8375	249.2375
53/64	0.828125	21.0344	46.4344	71.8344	97.2344	122.6344	148.0344	173.4344	198.8344	224.2344	249.6344
27/32	0.84375	21.4312	46.8312	72.2312	97.6312	123.0312	148.4312	173.8312	199.2312	224.6312	250.0312
55/64	0.859375	21.8281	47.2281	72.6281	98.0281	123.4281	148.8281	174.2281	199.6281	225.0281	250.4281
7/8	0.875	22.2250	47.6250	73.0250	98.4250	123.8250	149.2250	174.6250	200.0250	225.4250	250.8250
57/64	0.890625	22.6219	48.0219	73.4219	98.8219	124.2219	149.6219	175.0219	200.4219	225.8219	251.2219
29/32	0.90625	23.0188	48.4188	73.8188	99.2188	124.6188	150.0188	175.4188	200.8188	226.2188	251.6188
59/64	0.921875	23.4156	48.8156	74.2156	99.6156	125.0156	150.4156	175.8156	201.2156	226.6156	252.0156
15/16	0.9375	23.8125	49.2125	74.6125	100.0125	125.4125	150.8125	176.2125	201.6125	227.0125	252.4125
61/64	0.953125	24.2094	49.6094	75.0094	100.4094	125.8094	151.2094	176.6094	202.0094	227.4094	252.8094
31/32	0.96875	24.6062	50.0062	75.4062	100.8062	126.2062	151.6062	177.0062	202.4062	227.8062	253.2062
63/64	0.984375	25.0031	50.4031	75.8031	101.2031	126.6031	152.0031	177.4031	202.8031	228.2031	253.6031

Supplementary table 13 Steel hardness conversion

Rockwell C-scale 1 471.0 N	Vicker's	Brinell		Rockwell		Shore
		Standard ball	Tungsten carbide ball	A-scale 588.4 N	B-scale 980.7 N	
68	940			85.6		97
67	900			85.0		95
66	865			84.5		92
65	832		739	83.9		91
64	800		722	83.4		88
63	772		705	82.8		87
62	746		688	82.3		85
61	720		670	81.8		83
60	697		654	81.2		81
59	674		634	80.7		80
58	653		615	80.1		78
57	633		595	79.6		76
56	613		577	79.0		75
55	595	-	560	78.5		74
54	577	-	543	78.0		72
53	560	-	525	77.4		71
52	544	500	512	76.8		69
51	528	487	496	76.3		68
50	513	475	481	75.9		67
49	498	464	469	75.2		66
48	484	451	455	74.7		64
47	471	442	443	74.1		63
46	458	432	432	73.6		62
45	446		421	73.1		60
44	434		409	72.5		58
43	423		400	72.0		57
42	412		390	71.5		56
41	402		381	70.9		55
40	392		371	70.4	-	54
39	382		362	69.9	-	52
38	372		353	69.4	-	51
37	363		344	68.9	-	50
36	354		336	68.4	(109.0)	49
35	345		327	67.9	(108.5)	48
34	336		319	67.4	(108.0)	47
33	327		311	66.8	(107.5)	46
32	318		301	66.3	(107.0)	44
31	310		294	65.8	(106.0)	43
30	302		286	65.3	(105.5)	42
29	294		2			

Supplementary table 14 Surface roughness comparison

Arithmetical mean deviation of the profile R _a	Maximum height of the profile R _{max}	Ten-point height of irregularities R _z	Roughness grade numbers N
0.013 a	0.05 S	0.05 Z	–
0.025 a	0.1 S	0.1 Z	N 1
0.05 a	0.2 S	0.2 Z	N 2
0.10 a	0.4 S	0.4 Z	N 3
0.20 a	0.8 S	0.8 Z	N 4
0.40 a	1.6 S	1.6 Z	N 5
0.80 a	3.2 S	3.2 Z	N 6
1.6 a	6.3 S	6.3 Z	N 7
3.2 a	12.5 S	12.5 Z	N 8
6.3 a	25 S	25 Z	N 9
12.5 a	50 S	50 Z	N 10
25 a	100 S	100 Z	N 11
50 a	200 S	200 Z	N 12
100 a	400 S	400 Z	–

[Note] Above table is applicable only when processed surface peaks are of equal height.
 Above table is roughly applicable to processed surface for general use.
 Numbers are combined only for convenience in deciding surface roughness.

Supplementary table 15 Viscosity conversion

Kinematic viscosity mm ² /s	Saybolt SUS (second)		Redwood R (second)		Engler E (degree)
	100°F	210°F	50°C	100°C	
2	32.6	32.8	30.8	31.2	1.14
3	36.0	36.3	33.3	33.7	1.22
4	39.1	39.4	35.9	36.5	1.31
5	42.3	42.6	38.5	39.1	1.40
6	45.5	45.8	41.1	41.7	1.48
7	48.7	49.0	43.7	44.3	1.56
8	52.0	52.4	46.3	47.0	1.65
9	55.4	55.8	49.1	50.0	1.75
10	58.8	59.2	52.1	52.9	1.84
11	62.3	62.7	55.1	56.0	1.93
12	65.9	66.4	58.2	59.1	2.02
13	69.6	70.1	61.4	62.3	2.12
14	73.4	73.9	64.7	65.6	2.22
15	77.2	77.7	68.0	69.1	2.32
16	81.1	81.7	71.5	72.6	2.43
17	85.1	85.7	75.0	76.1	2.54
18	89.2	89.8	78.6	79.7	2.64
19	93.3	94.0	82.1	83.6	2.76
20	97.5	98.2	85.8	87.4	2.87
21	102	102	89.5	91.3	2.98
22	106	107	93.3	95.1	3.10
23	110	111	97.1	98.9	3.22
24	115	115	101	103	3.34
25	119	120	105	107	3.46
26	123	124	109	111	3.58
27	128	129	112	115	3.70
28	132	133	116	119	3.82
29	137	138	120	123	3.95
30	141	142	124	127	4.07
31	145	146	128	131	4.20
32	150	150	132	135	4.32
33	154	155	136	139	4.45
34	159	160	140	143	4.57
35	163	164	144	147	4.70
36	168	170	148	151	4.83
37	172	173	153	155	4.96
38	177	178	156	159	5.08
39	181	183	160	164	5.21
40	186	187	164	168	5.34
41	190	192	168	172	5.47
42	195	196	172	176	5.59
43	199	201	176	180	5.72
44	204	205	180	185	5.85
45	208	210	184	189	5.98
46	213	215	188	193	6.11
47	218	219	193	197	6.24
48	222	224	197	202	6.37
49	227	228	201	206	6.50
50	231	233	205	210	6.63
55	254	256	225	231	7.24
60	277	279	245	252	7.90
65	300	302	266	273	8.55
70	323	326	286	294	9.21
75	346	349	306	315	9.89
80	371	373	326	336	10.5
85	394	397	347	357	11.2
90	417	420	367	378	11.8
95	440	443	387	399	12.5
100	464	467	408	420	13.2
120	556	560	490	504	15.8
140	649	653	571	588	18.4
160	742	747	653	672	21.1
180	834	840	734	757	23.7
200	927	933	816	841	26.3
250	1159	1167	1020	1051	32.9
300	1391	1400	1224	1241	39.5

[Remark] 1mm²/s = 1 cSt (centi stokes)

GLOBAL NETWORK

BEARING BUSINESS OPERATIONS

JTEKT CORPORATION NAGOYA HEAD OFFICE

No.7-1, Meieki 4-chome, Nakamura-ku, Nagoya, Aichi 450-8515, JAPAN
TEL : 81-52-527-1900
FAX : 81-52-527-1911

JTEKT CORPORATION OSAKA HEAD OFFICE

No.5-8, Minamisesma 3-chome, Chuo-ku, Osaka 542-8502, JAPAN
TEL : 81-6-6271-8451
FAX : 81-6-6245-3712

Sales & Marketing Headquarters

No.5-8, Minamisesma 3-chome, Chuo-ku, Osaka 542-8502, JAPAN
TEL : 81-6-6245-6087
FAX : 81-6-6244-9007

OFFICES

KOYO CANADA INC.

5324 South Service Road, Burlington, Ontario L7L 5H5, CANADA
TEL : 1-905-681-1121
FAX : 1-905-681-1392

KOYO CORPORATION OF U.S.A.

-Cleveland Office-

29570 Clemens Road, P.O.Box 45028 Westlake, OH 44145, U.S.A.
TEL : 1-440-835-1000
FAX : 1-440-835-9347

-Detroit Office-

47771 Halyard Drive, Plymouth, MI 48170, U.S.A.
TEL : 1-734-454-1500
FAX : 1-734-454-4076

KOYO MEXICANA, S.A. DE C.V.

Rio Nazas No.171, 3er piso, Col. Cuauhtemoc, México, D.F. C.P. 06500, MÉXICO
TEL : 52-55-5207-3860
FAX : 52-55-5207-3873

KOYO LATIN AMERICA, S.A.

Edificio Banco del Pacifico Planta Baja, Calle Aquilino de la Guardia y Calle 52, Panama, REPUBLICA DE PANAMA
TEL : 507-208-5900
FAX : 507-264-2782/507-269-7578

KOYO ROLAMENTOS DO BRASIL LTDA.

Rua Desembargador Eliseu Ghilherme 304, 7-Andar, Paraiso, CEP 04004-30, BRASIL
TEL : 55-11-3887-9173
FAX : 55-11-3887-3039

JTEKT (THAILAND) Co., LTD.

172/1 Moo 12 Tambol Bangwua, Amphur Bangpakong, Chachoengsao 24180, THAILAND
TEL : 66-38-533-310-7
FAX : 66-38-532-776

PT. JTEKT INDONESIA

MM2100 Industrial Town Block DD-3, Cikarang Barat, Bekasi 17520, INDONESIA
TEL : 62-21-8998-3273
FAX : 62-21-8998-3274

KOYO SINGAPORE BEARING (PTE.) LTD.

27, Penjuru Lane, #09-01 C&P Logistics Hub 2, SINGAPORE 609195
TEL : 65-6274-2200
FAX : 65-6862-1623

-MIDDLE EAST (BRANCH)-

6EA312, Dubai Airport Free Zone, P.O. Box 54816, Dubai, U.A.E.
TEL : 971-4-2993600
FAX : 971-4-2993700

PHILIPPINE KOYO BEARING CORPORATION

6th Floor One World Square Building, #10 Upper McKinley Road, McKinley Town Center, Fort Bonifacio, 1634 Taguig City, PHILIPPINES
TEL : 63-2-856-5046/5047
FAX : 63-2-856-5045

JTEKT KOREA CO., LTD.

Inwoo Building 6F, 539-11, Shinsa-Dong, Kangnam-Ku, Seoul, KOREA
TEL : 82-2-549-7922
FAX : 82-2-549-7923

JTEKT (CHINA) CO., LTD.

Rm.1906, Aetna Tower, 107 Zunyi Road, Shanghai, 200051, CHINA
TEL : 86-21-6237-5280
FAX : 86-21-6237-5277

KOYO (SHANGHAI) CO., LTD.

Rm.1905, Aetna Tower, 107 Zunyi Road, Shanghai, 200051, CHINA
TEL : 86-21-6237-5280
FAX : 86-21-6237-5277

KOYO AUSTRALIA PTY. LTD.

Unit 2, 8 Hill Road, Homebush Bay, NSW 2127, AUSTRALIA
TEL : 61-2-8719-5300
FAX : 61-2-8719-5333

JTEKT EUROPE BEARINGS B.V.

Markerkant 13-01, 1314 AN Almere, THE NETHERLANDS
TEL : 31-36-5383333
FAX : 31-36-5347212

KOYO KULLAGER SCANDINAVIA A.B.

Johanneslundsvägen 4, 194 61 Upplands Väsby, SWEDEN
TEL : 46-8-594-212-10
FAX : 46-8-594-212-29

KOYO (U.K.) LTD.

Whitehall Avenue, Kingston, Milton Keynes MK10 OAX, UNITED KINGDOM
TEL : 44-1908-289300
FAX : 44-1908-289333

KOYO ROMANIA REPRESENTATIVE OFFICE

Str. Frederic Jolliot-Curie, Nr.3, Etaj 1, Ap.2, Sector 5 Bucharest, ROMANIA
TEL : 40-21-410-4170/4182/0984
FAX : 40-21-410-1178

KOYO DEUTSCHLAND GMBH.

Bargkoppelweg 4, D-22145 Hamburg, GERMANY
TEL : 49-40-67-9090-0
FAX : 49-40-67-9203-0

KOYO FRANCE S.A.

8 Rue Guy Moquet, B.P.189 Z.I., 95105 Argenteuil Cedex, FRANCE
TEL : 33-1-3998-4202
FAX : 33-1-3998-4244/4249

KOYO IBERICA, S.L.

Avda.da la Industria, 52-2 izda 28820 Costada Madrid, SPAIN
TEL : 34-91-329-0818
FAX : 34-91-747-1194

KOYO ITALIA S.R.L.

Via Bronzino 9, 20133 Milano, ITALY
TEL : 39-02-2951-0844
FAX : 39-02-2951-0954

BEARING PLANTS

KOYO CORPORATION OF U.S.A. (MANUFACTURING DIVISION)

-Orangeburg Plant-

2850 Magnolia Street, Orangeburg, SC 29115, U.S.A.
TEL : 1-803-536-6200
FAX : 1-803-534-0599

-Richland Plant-

1006 Northpoint Blvd., Blythewood, SC 29016, U.S.A.
TEL : 1-803-691-4624/4633
FAX : 1-803-691-4655

JTEKT (THAILAND) Co., LTD.

172/1 Moo 12 Tambol Bangwua, Amphur Bangpakong, Chachoengsao 24180, THAILAND
TEL : 66-38-531-988/993
FAX : 66-38-531-996

KOYO MANUFACTURING (PHILIPPINES) CORP.

Lima Technology Center, Municipality of Malvar, Batangas Province, 4233 PHILIPPINES
TEL : 63-43-981-0088
FAX : 63-43-981-0001

KOYO JICO KOREA CO., LTD

28-12, Yulpo-Ri, Kodus-Myun, Pyung Teak-City, Kyungki-Do, KOREA
TEL : 82-31-668-6381
FAX : 82-31-668-6384

KOYO BEARING DALIAN CO., LTD.

No.II A-2 Dalian Export Processing Zone, 116600, CHINA
TEL : 86-411-8731-0972/0974
FAX : 86-411-8731-0973

WUXI KOYO BEARING CO., LTD.

Wuxi Li Yuan Economic Development Zone, Wuxi, 214072, CHINA
TEL : 86-510-85161901
FAX : 86-510-85161143

DALIAN KOYO WAZHOU AUTOMOBILE BEARING CO., LTD.

No.96, Liaohe East Road, D.D Port, Dalian, 116620, CHINA
TEL : 86-411-8740-7272
FAX : 86-411-8740-7373

KOYO LIOHO (FOSHAN) AUTOMOTIVE PARTS CO., LTD.

No.12, Wusha Section Of Shunpan Road, Daliang Town, Shunde Of Foshan, Guangdong, Province, CHINA (SHUNDE INDUSTRIAL PARK)
TEL : 86-757-22829589
FAX : 86-757-22829586

KOYO AUTOMOTIVE PARTS (WUXI) CO.,LTD.

B6-A New District, Wuxi, 214028, CHINA
TEL : 86-510-8533-0909
FAX : 86-510-8533-0155

KOYO BEARINGS (EUROPE) LTD.

P.O.Box 101, Elmhirst Lane, Dodworth, Barnsley, South Yorkshire, S75 3TA, UNITED KINGDOM
TEL : 44-1226-733200
FAX : 44-1226-204029

KOYO ROMANIA S.A.

Turnu Magurele Street No.1, 140003, ALEXANDRIA Teleorman County, ROMANIA
TEL : 40-247-306-400
FAX : 40-247-306-421

TECHNICAL CENTERS

JTEKT CORPORATION NORTH AMERICAN TECHNICAL CENTER

47771 Halyard Drive, Plymouth, MI 48170, U.S.A.
TEL : 1-734-454-1500
FAX : 1-734-454-4076

JTEKT (CHINA) CO., LTD. TECHNICAL CENTER

Rm.1905, Aetna Tower, 107 Zunyi Road, Shanghai, 200051, CHINA
TEL : 86-21-6237-5280
FAX : 86-21-6237-5277

JTEKT CORPORATION EUROPEAN TECHNICAL CENTRE

Markerkant 13-02, 1314 AN Almere, THE NETHERLANDS
TEL : 31-36-5383350
FAX : 31-36-5302656

Koyo® Ball & Roller Bearings



This catalog has been printed on paper of recycled paper pulp using environmentally friendly soy ink.

CAT. NO. B2001E-3

Printed in Japan '09.09-3CDS ('06.1)

JTEKT

JTEKT CORPORATION